

Product specification


Name: Massage Throw Pillow

Model: D190S

Rated voltage: DC12V

Rated power input: 25W

Rated time: 20Min

Structure safety: 

Massage Throw Pillow D190S
Camber human engineering design

SAVE THESE INSTRUCTIONS



WARNING

- Please do not use the product under a voltage other than that stipulated for the product.
- Please keep the controller away from water to prevent damage.
- Please do not use this product in highly humid environments such as bathrooms, swimming pools and hot springs.
- Please do not place the product in the vicinity of heaters.
- Please do not use the product if the casing or case has been damaged, as this might result in injury.
- Damaged casing or cases should be replaced as soon as possible.
- Please make sure that the power switch is off before inserting the plug into the socket.
- Please do not attempt to remove the plug with wet hands or by pulling the cable.
- Please always remember to turn the power switch to the off position and remove the plug from the socket correctly after use.
- Certain parts of the product may become hot following a long period of use. People that are sensitive to Heat should not use the product for long periods of time.
- The product may stop working after a long period of use to prevent internal overheating. It will work again normally once it has cooled-down.
- Children under 14 years of age or people suffering from mental disorders are prohibited from using this Product without supervision.
- Pregnant and menstruating women are advised not to use this product. If the Power Adapter is damaged, it must be replaced by the manufacturer, the maintain department or similar professional person in order to avoid danger
- This appliance is not intended for use by persons (including children) with reduced physical, sensory or mental capabilities, or lack of experience and knowledge, unless they have been given supervision or instruction concerning use of the appliance by a person responsible for their safety.
- Children should be supervised to ensure that they do not play with the appliance.
- The appliance has a heated surface. Persons insensitive to heat must be careful when using the appliance.
- Make sure the plug extract from the socket when nobody guard around . Moreover please make sure the plug extract from the socket when you do not use that or need to dismantle the parts .
- Working on the pillow and blanket is forbidden , in order to avoid the fire of the extra heat , electric shock or cause the damage .
- Make sure you use the product follow the instruction manual , do not use the spare parts that not from the original manufacturer .
- Make sure not use the product under the gas outlet is stoppage , keep the gas outlet unblocked , avoid the stoppage that cause by the flocking or hair or other things .
- Do not insert or drop something into any gap in the product .

Frequently Asked Questions & Solution Methods

Series Number	Phenomenon	Cause	Solution
1	Sound like " dada " & " Chu Chu " when works .	The sound of the rub of the massage ball and the cloth cover .	Do not need any fix
2	Can not turn on	The power plug or the Vehicular cigar-lighter do not connect properly.	Connect the power plug or the Vehicular cigar-lighter .
		The time is up	Turn off the product, use again after 30mins

If you do check these above but still have problem . Please contact with the local agency and require the maintenance.

Product cleanness and maintenance

1.Cleanness

- ▶ Before clean , make sure the power is turned off , the plug is extracted from the socket .
- ▶ Use the dry cloth to clean the surface of the product .

Attention :

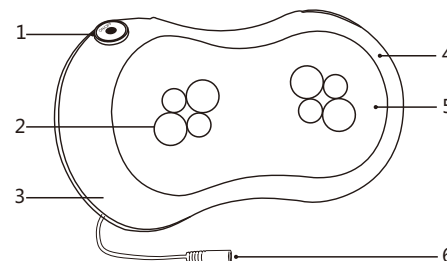
- ▶ Do not use the cleanser like Benzene or Diluent that contain corrosivity to clean the surface . It may cause the fade .

2.Maintenance

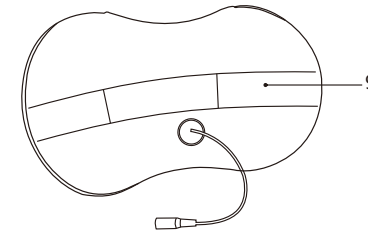
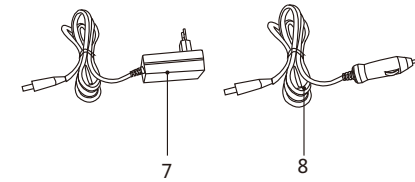
- ▶ Make sure the power is turned off , the plug is extracted from the socket .
- ▶ Keep the product away from the high humidity place
- ▶ Please use the dust cover to cover the product to avoid the dust drop into when you not use that for a long time .

Machine part name and Function

The out looking structure



Machine part name and Function



1. The control socket
2. Eight emulation manual massage head
3. Zipper
4. Leather cover
5. Gridding cover
6. DC Connection
7. Ac Adapter
8. Vehicular cigar-lighter
9. Seizing tie

Use instruction

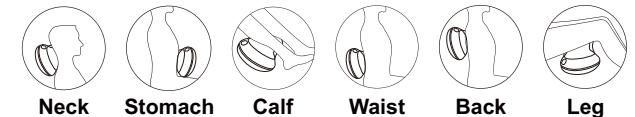
Before use

- ▶ Check whether has the broken

Operating instructions

1. Connect the AC Adapter insert the socket of 220V/50HZ .
2. Press ON/OFF once , the massage and heating is on , press again it turns off .
3. Press the ON/OFF for 3 seconds shut down all the functions .
4. During the using , the product can change the rotate direction automatic (forward & rollback) .
5. After turn on the product , count down from 20 mins .
6. After using , shut down the power and make the plug extract from the socket

Massage point



Attention

- ▶ The product rated working time is 20 mins , after it counts down , it will turned off . If you want to continue , press on/off .
- ▶ Please make the Seizing tie fixed the back of chair or other fixed things .
- ▶ After using , keep it carefully , make sure children can not touch, avoid the damage .